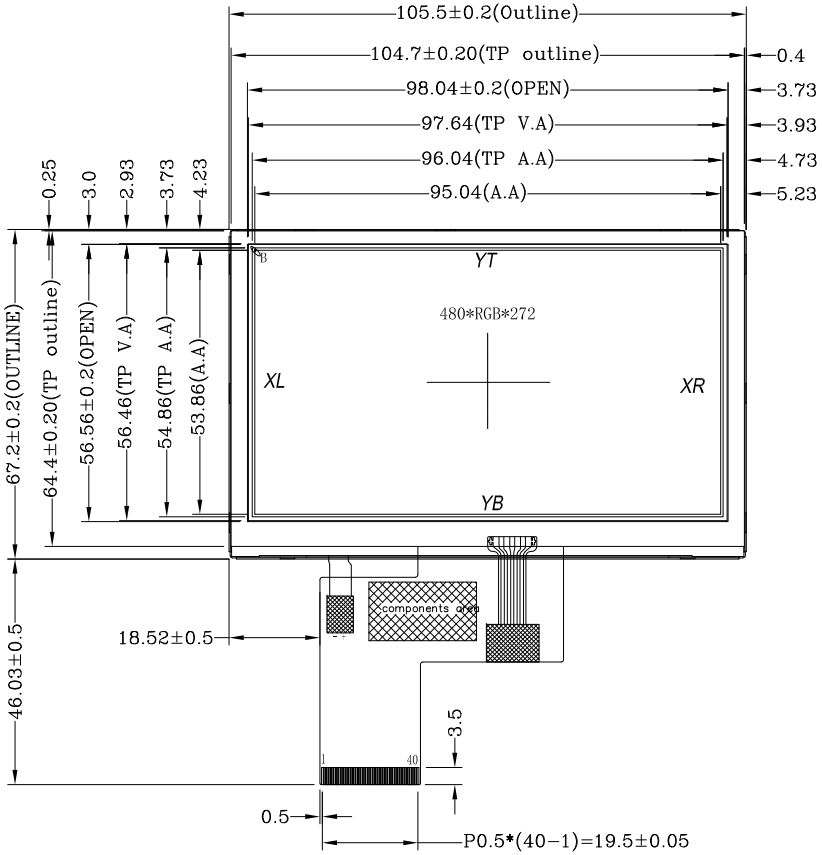

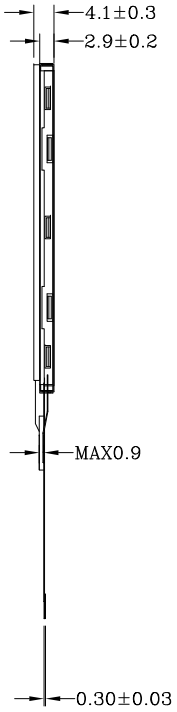

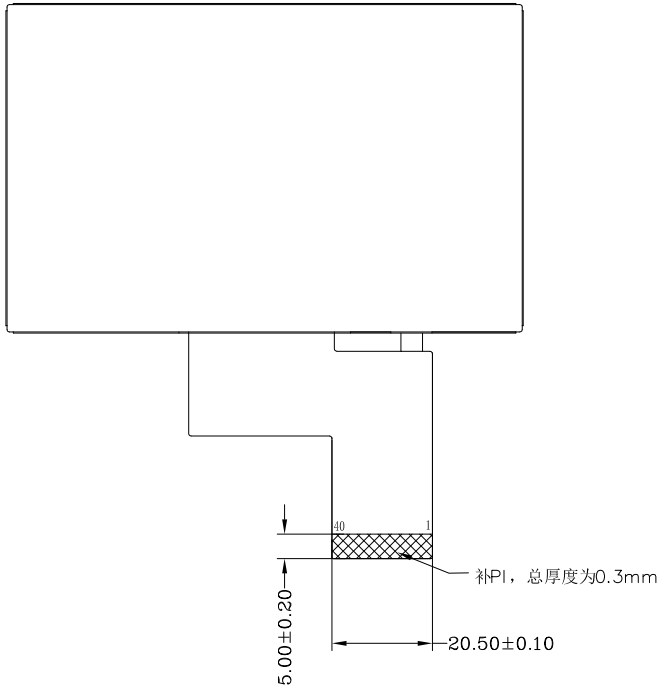

PIN	Symbol
1	VLED-
2	VLED+
3	GND
4	VDD
5	R0
6	R1
7	R2
8	R3
9	R4
10	R5
11	R6
12	R7
13	G0
14	G1
15	G2
16	G3
17	G4
18	G5
19	G6
20	G7
21	B0
22	B1
23	B2
24	B3
25	B4
26	B5
27	B6
28	B7
29	GND
30	DCLK
31	DISP
32	HSYN
33	VSYNC
34	DE
35	IOVCC_HVDSL
36	GND
37	XR
38	YD
39	XL
40	YU

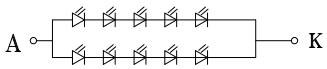

CIRCUIT DIAGRAM

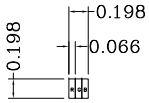

SCALE B 15:1

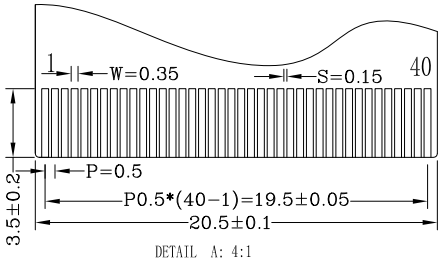

DETAIL A: 4:1

NOTES:

1. DISPLAY TYPE: TFT,TRANSMISSIVE,NORMALLY WHITE
2. OPERATION VOLTAGE: VDD=3.3V
3. VIEWING DIRECTION: 12 O'CLOCK.
4. IC DRIVER: ILI6480BQ
5. OPERATING TEMP: -20°C ~ 70°C.
6. STORAGE TEMP: -30°C ~ 80°C.
7. LED BACKLIGHT: 10-LED WHITE, If=40mA,Vf=16V.
8. GENERAL TOLERANCE: ±0.2.
9. RoHS COMPLIANT.

VER.	REVISED DESCRIPTION	DATE
01	FIRST ISSUE	2014.10.11

MULTI-INNO TECHNOLOGY CO., LTD.

DRAWN BY:	JACK 2014.10.11	SCALE : 1/1	MODULE P/N: MI0430H1T-6
CHECKED BY:		UNIT: mm	
APPROVED BY:			DESCRIPTION: TFT MODULE
VERSION NO:	01		